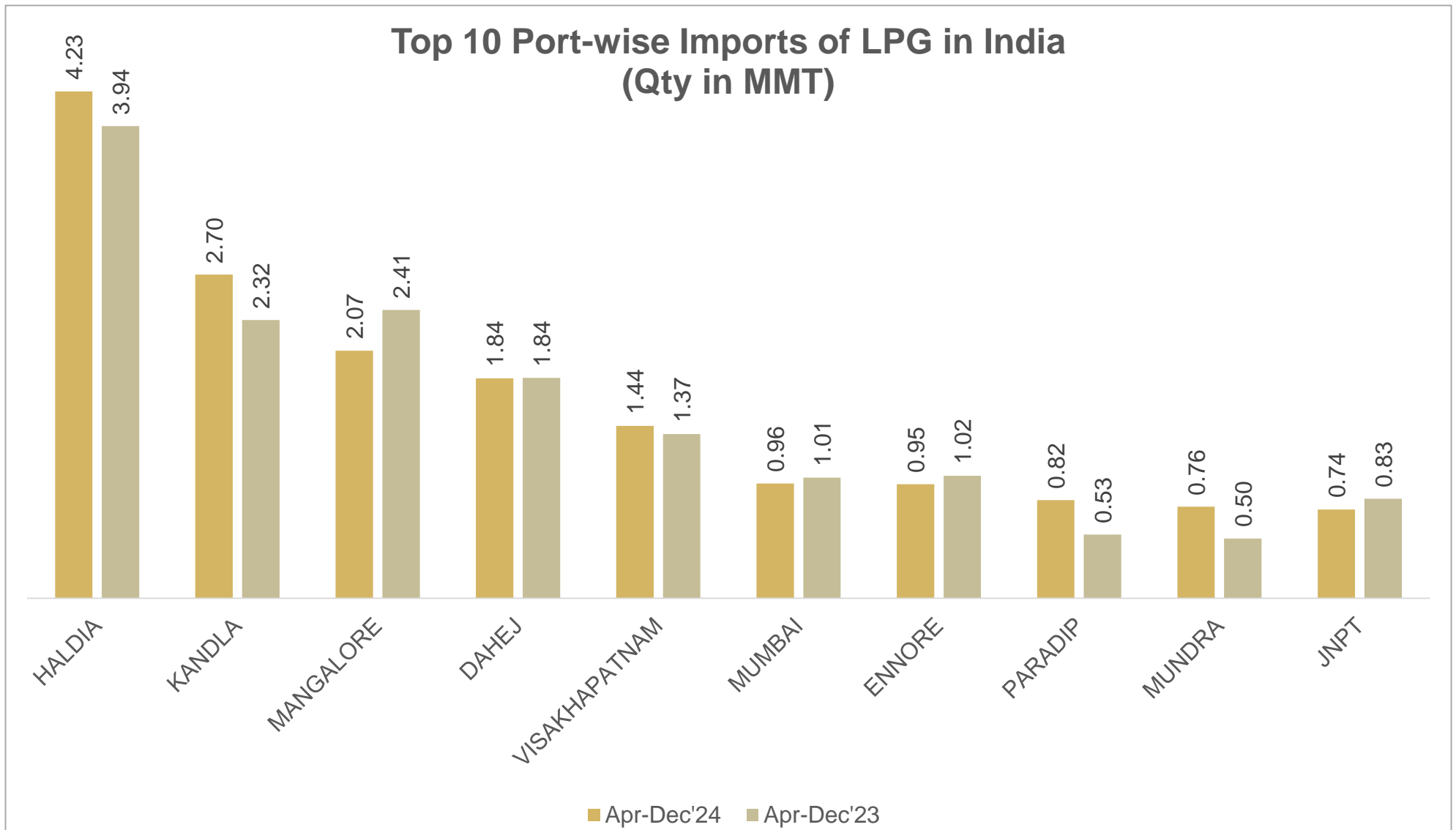


**LIQUID
GASES
UPDATE
JANUARY
2025**

PORT ANALYSIS LPG

- India's Apr-Dec'24 LPG imports were around 18.74 MMT, showing an increase since Apr-Dec'23 which stood at 17.58 MMT.
- Haldia port saw highest traffic of LPG imports at 4.23 MMT with Kandla port being the second highest at 2.70 MMT in the period of Apr-Dec'24.
- Total Consumption of LPG for the duration of Apr-Dec'24 was 19.37 MMT.



Particulars	Total
LPG Active Domestic Customers (in Lakh)	3288.6
Non-PMI_JY Customers (in Lakh)	2255.3
PMIJY Beneficiaries (in Lakh)	1033.4
LPG Distributors (Numbers)	25542
Auto LPG Dispensing Stations (Numbers)	445
Bottling Plants* (Numbers)	212

Source : PPAC

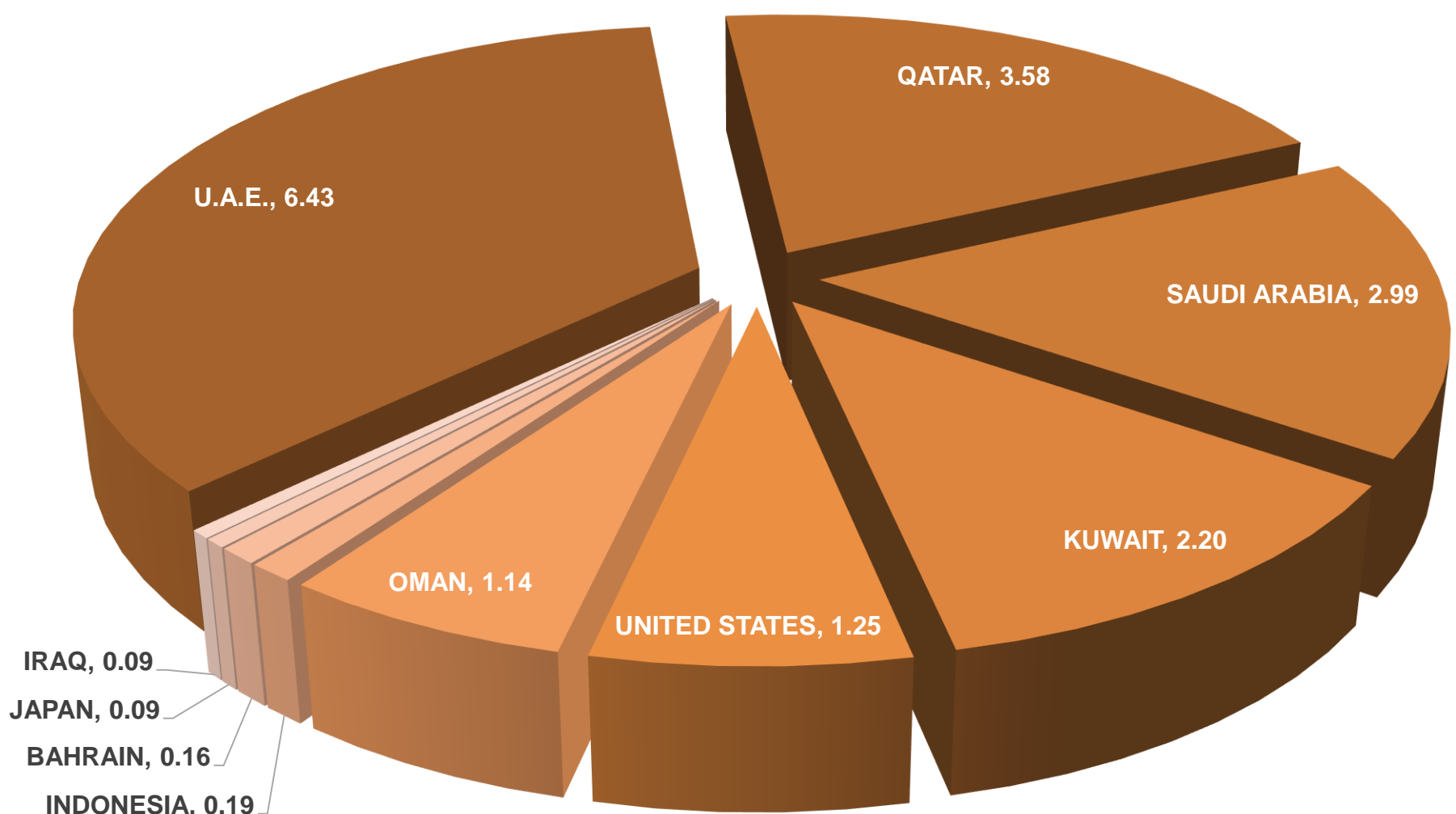
Major Importers of LPG

- Indian Oil Corp. Ltd. imported the highest amount of LPG at 6.38 MMT in the period of Apr-Dec'24.

Top 10 Importers of LPG	Qty In MMT
INDIAN OIL CORP. LTD.	6.38
HINDUSTAN PETROLEUM CORP. LTD.	4.39
BHARAT PETROLEUM COPR. LTD.	3.65
RELIANCE INDUS. LTD.	1.00
INDIAN FARMERS FERTILIZERS CO OP LTD.	0.64
COROMANDEL INTL. LTD.	0.31
PARADIP PHOSPHATES LTD.	0.31
CHEMPLAST CUDDALORE VINYLs LTD.	0.21
ADANI ENTERPRISES LTD.	0.19
SHV ENERGY	0.16
GRAND TOTAL	18.74

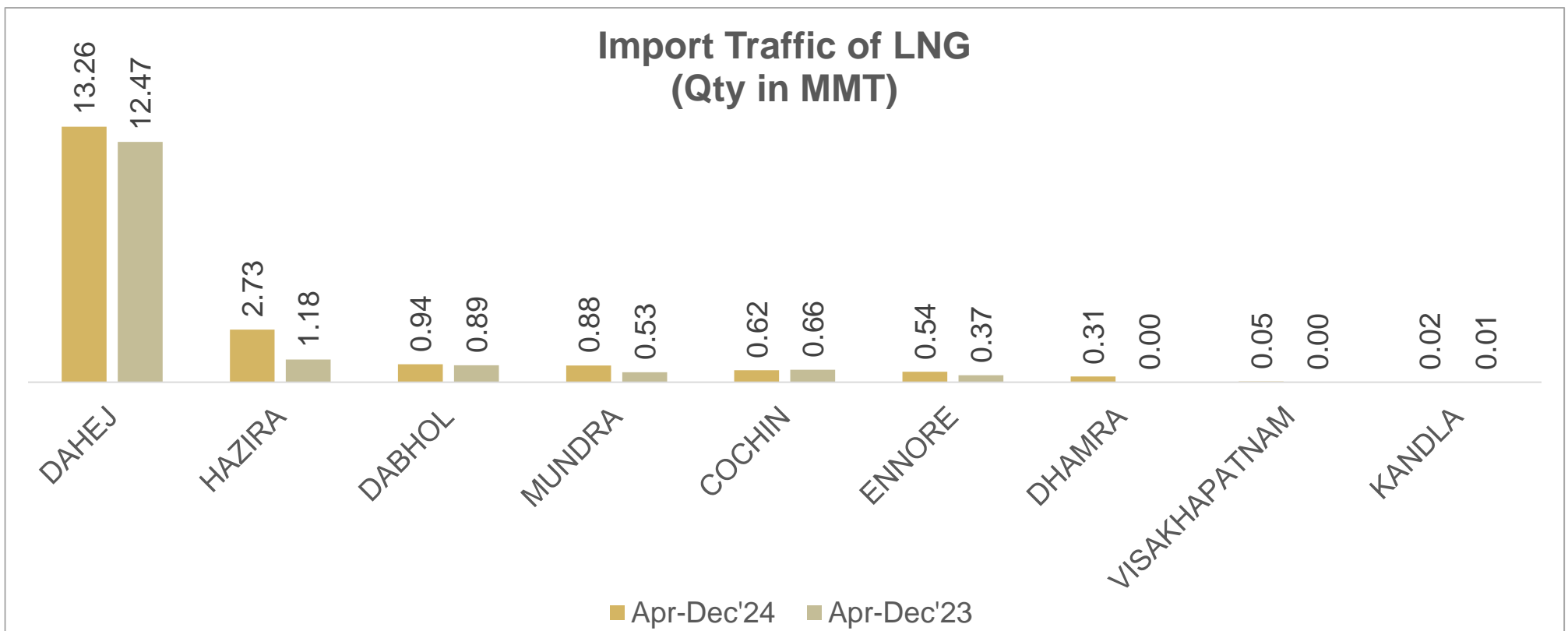
- The highest imports of LPG in Apr-Dec'24 came from U.A.E at 6.43 MMT

Top 10 Country-wise imports of LPG (Apr-Dec'24)
(Qty in MMT)



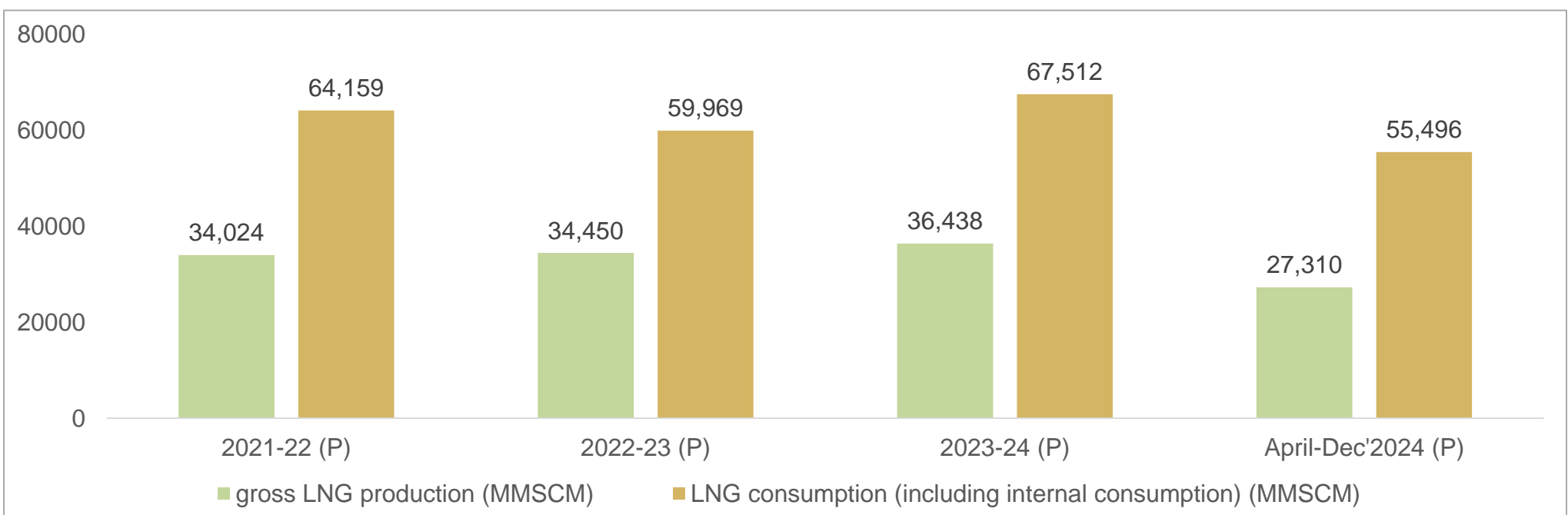
PORT ANALYSIS LNG

- India's Apr-Dec'24 LNG imports were around 19.35 MMT.
- Dahej port saw highest traffic of LNG imports at 13.26 MMT with Hazira port being the second highest at 2.73 MMT in Apr-Dec'24.



Existing LNG Terminals			
Location	Promoters	Capacity as on 01.11.2024	% Capacity utilization (April-Nov'24)
Dahej	Petronet LNG Ltd (PLL)	17.5 MMTPA	101.6
Hazira	Shell Energy India Pvt. Ltd	5.2 MMTPA	40.9
Dabhol	Konkan LNG Limited	5 MMTPA	39.4
Kochi	Petronet LNG Ltd (PLL)	5 MMTPA	22.1
Ennore	Indian Oil LNG Pvt Ltd	5 MMTPA	24.4
Mundra	GSPC LNG Limited	5 MMTPA	24.5
Dhamra	Adani Total Private Limited	5 MMTPA	24.4
Total Capacity		47.7 MMTPA	

Source: PPAC



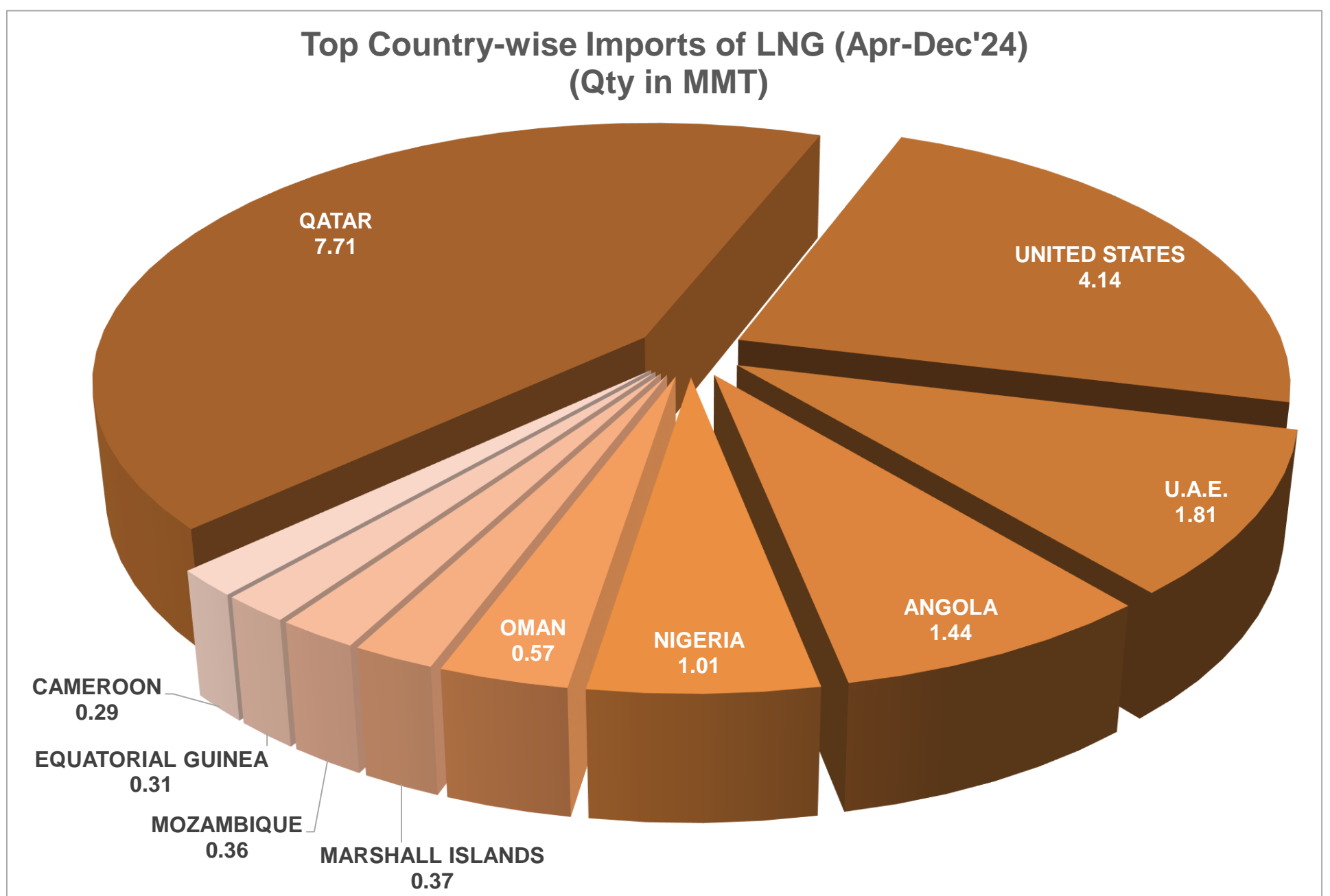
Source: PPAC

Major Importers of LNG

- Gail India Ltd. imported the highest amount of LNG at 7.02 MMT in Apr-Dec'24.

Top Importers Of LNG	Qty in MMT
GAIL INDIA LTD.	7.02
PETRONET LNG LTD.	6.61
INDIAN OIL CORPN. LTD.	1.94
GUJARAT STATE PETROLEUM CORP.	1.74
TORRENT POWER LTD.	0.64
ATPL	0.45
SHELL INDIA PVT. LTD.	0.30
BHARAT PETROLEUM COPRN. LTD.	0.24
GUJARAT PETROLEUM CORPN. LTD.	0.16
I PROEC ENERGY LTD.	0.06
GRAND TOTAL	19.35

- The highest imports of LNG came from QATAR at 7.71 MMT in Apr-Dec'24.



OTHER REPORTS FOR JANUARY 2025

- J. M. BAXI Monthly Agri Products Update
- J. M. BAXI Monthly Automotive Logistics Update
- J. M. BAXI Monthly Cement Update
- J. M. BAXI Monthly Chemical Update
- J. M. BAXI Monthly Coal Update
- J. M. BAXI Monthly Container Update
- J. M. BAXI Monthly Cruise Shipping Update
- J. M. BAXI Monthly Veg Oil Update
- J. M. BAXI Monthly Fertilizer Update
- J. M. BAXI Monthly LNG & LPG Update
- J. M. BAXI Monthly Mineral and Metal Update
- J. M. BAXI Monthly Oil and Petroleum Update
- J. M. BAXI Monthly Port Update
- J. M. BAXI Monthly Project Cargo Update
- J. M. BAXI Monthly Seafarers Insights Update
- J. M. BAXI Monthly Steel Update

Research Cell,

J. M. BAXI,

Godrej Coliseum, Office No. 801, 8th floor, "C" wing,
Behind Everard Nagar, Off. Somaiya Road, Sion.
Mumbai - 400022 INDIA.

Contact Details,

Telephone: 022 61077100 Ext 161/145,

Mobile: 091-7506004224 / 7045659111,

Mail: shwetalk@jmbaxi.com

Website: www.jmbaxico.com